




# UI Design Essentials

Course Guide



# Course overview

Total price	14,400 baht
Duration	Total 18 hours
Schedule	6 sessions of 3 hours in-person lesson OR 9 sessions of 2 hours online lesson
Type of class	In-person live group class
Level	Beginners
Language	English
Class size	Maximum 8 students
Software	Figma
Topics	Figma interface, tools and plug-ins, Setting up projects and style guides, Creating templates and re-usable components, Working with client content design, Prototyping, sharing and commenting, Exporting designs for developmentt
How to apply	Email <a href="mailto:info@webcoursesbangkok.com">info@webcoursesbangkok.com</a> to find out the next available course date.



"Great week with the best Web  
Courses company in Thailand"

Peter Spary, Facebook





# UI design takes your ideas and brings them to life online.

Web Courses Bangkok's mission is to help you, as a beginner, feel calm, confident and cheerful about building exciting online experiences.

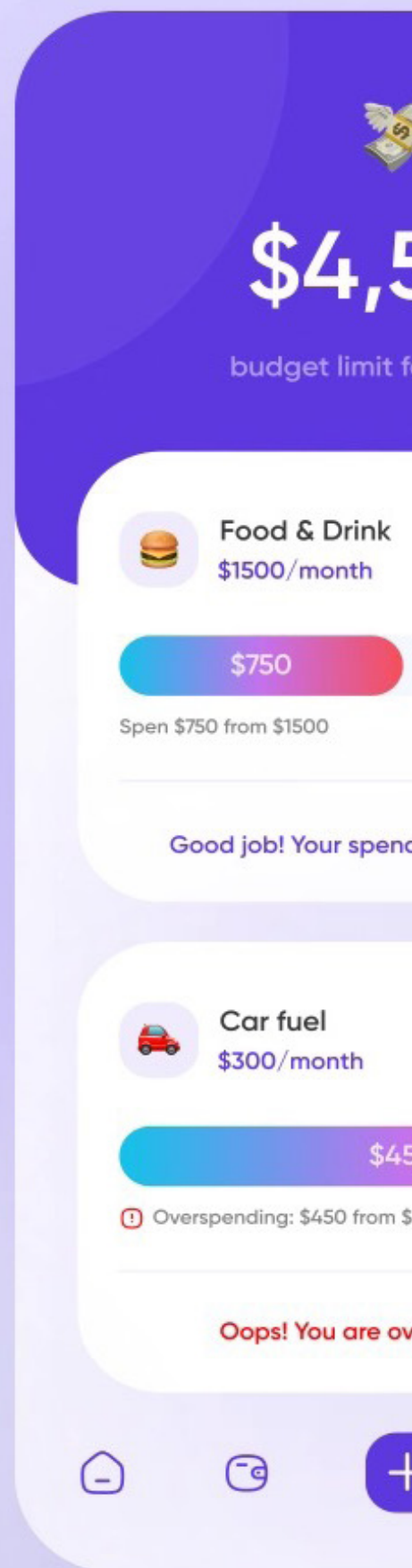
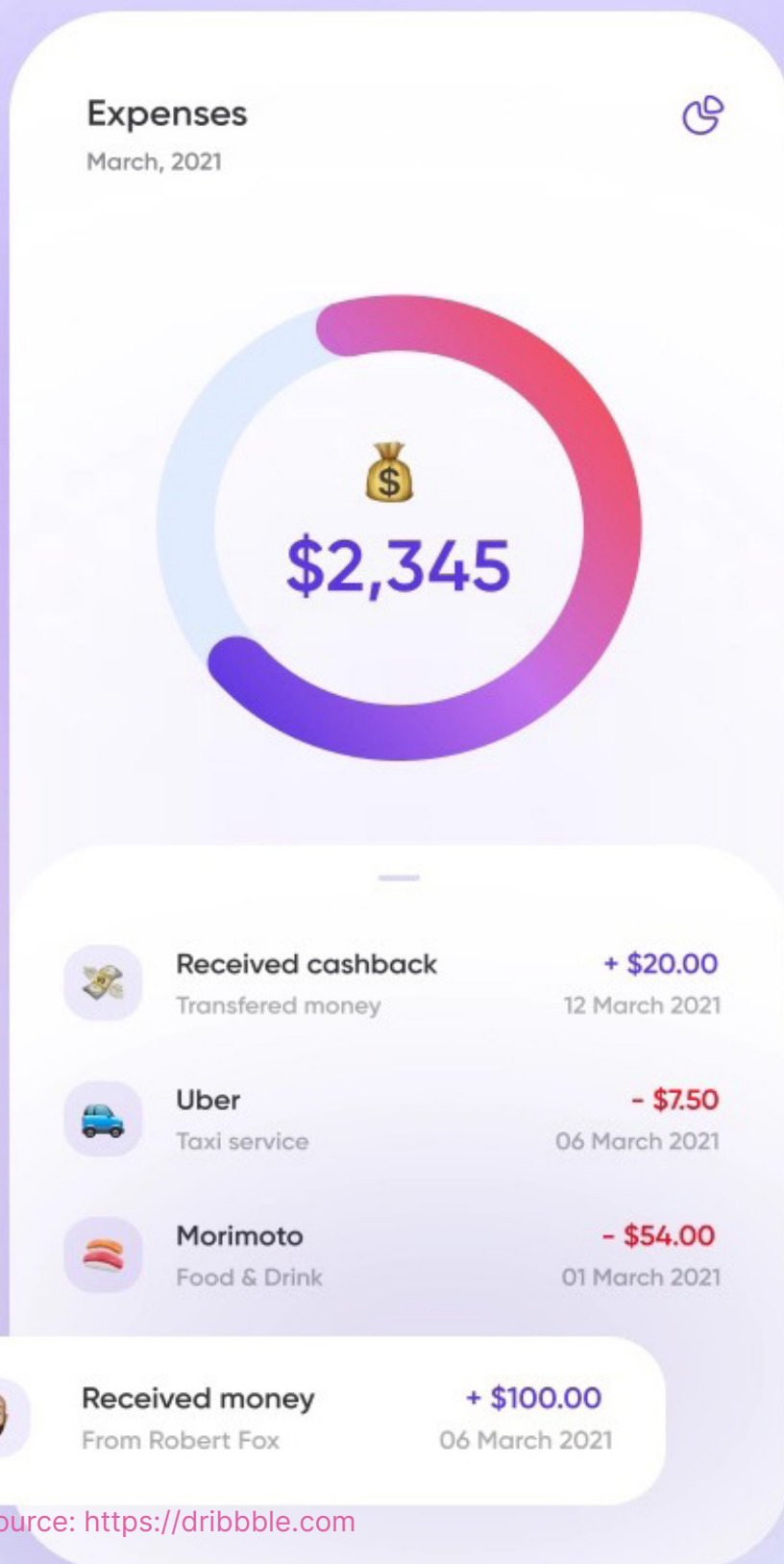
With this course you will understand UI design in detail from typography and colour palettes to buttons, animations, and imagery so you can create websites and apps that will appeal to users

Learn the ins and outs of Figma so you can be ahead of the curve and confidently create pixel perfect design for desktop and mobile

Look at how to implement branding and design for a variety of industries including hotels, restaurants, small business and corporates so you feel prepared to take on your own clients

Work effectively in a team setting or with clients using Figma's live collaboration tools to setup and share projects and designs

Build effective and user-friendly interfaces.



Source: <https://dribbble.com>

# Create interfaces with your users to be easy to use, effective and enjoyable.

- Create captivating designs for desktop and mobile.
- Work like a seasoned professional in team settings and on freelance projects.
- Implement branding and design for a range of industries and businesses.



*We believe your success is our success*



Our instructors are industry experts who have a wide range of professional experience, and up-to-date knowledge of software and workplace practices.

Turn theory into knowledge as you learn visual, interactive and structural design interfaces using powerful tools and components. Our aim is to support your learning goals with hands-on industry training, career advice, and ongoing support and guidance.

Our classes are intentionally designed to be interactive and practical, so that you feel confident to share ideas as well as independently create your own designs.

You will receive additional resources such as class projects, worksheets, and online help, so you always feel supported and encouraged as you learn.

Our courses are constantly reevaluated and developed to give students the most relevant, up-to-date knowledge and skills. We want you to feel confident and prepared to take your first steps in a new direction—both personally and professionally.

# Course outline

## Week 1

Lesson	Theory	Practice
<b>Form vs Function</b>	The middle ground of form and function.	What is the intention behind each form and function and how to balance them.
<b>Visual information</b>	The harmony and flow of the visual information.	Learn how to establish purposeful, intentional visual information.

## Week 2

Lesson	Theory	Practice
<b>The power of colour</b>	How to use colours correctly.	Learn how to use colour to influence and effects user's interaction.
<b>Font matter</b>	How to choose and use typography.	Learn the theory behind each typeface and choose the right style to excel your work.



### Week 3

#### Lesson

#### Theory

#### Practice

#### Icon-ology

Learn how to get the best out of icons.

Know different type of icon as well as when and how to use them.

#### Visual cues

Dealing with data and visual informaiton.

Learn how to navigate the many UI challenges as well as simplify data in the UI

# Our teaching philosophy

We want you to feel confident and prepared to take your first steps in a new direction—both personally and professionally.

## **Personalised learning system**

We design our courses using the 4MAT Model, which approaches learning in a holistic way combining the left-brain and right-brain, so you will learn topics and skills in a unique way that enables you to use them in the real-world with confidence.

## **Practical**

We show you how to use industry-specific tools and programs, so you get lots and lots of practice and feel confident to use them independently.

## **Real-world applications**

Our industry expert instructors are with you every step of the way, providing guidance through problem-solving and sharing valuable real world experiences.

## **Friendly**

Our industry expert instructors create a relaxed and friendly atmosphere, so you feel comfortable, have fun, and enjoy participating.

*Here's what you'll be able to do after the course<sup>\*11</sup>*



## Create captivating designs

Create stunning designs for desktop and mobile so you can feel confident to use the tool independently and upskill yourself.



## Work like a professional

Share and comment; export designs for development so you can easily collaborate and communicate with your team.



## Implement design & Branding

Learn to apply your skills to a wide scope, so you can go out there and fearlessly implement branding and design for any project or client.

# Payment

## Early bird 10% off

Book and pay 30 days in advance  
and save 10% off your total

## Refer a friend

Invite your friends and receive a  
500 baht discount per referral -  
or, book as a group and receive  
special pricing!

## Payment terms

**Total price 14.400 baht**

50% deposit to confirm your place and  
50% on the first day of the course.

## Payment options

- PayPal
- Credit Card (+3% charges)
- Bank transfer
- Monthly installments (with 0% interest)
- Omise (+3.56 % Chares)

## Account details

**Bank:** Kasikorn Bank

**Name:** Web Consulting Bangkok Co.,Ltd.

**Branch:** Sukhumvit 21

**Account number:** 611-2-04400-9

**SWIFT:** KASITHBK

## Company details

**Address:** Web Consulting Bangkok  
Co., Ltd (Branch 1)

1028/5 1st Floor, Pongamorn Building,  
10120 Bangvkok, Thailand

**Phone:** +(66) 2-6798607,

**Direct:** +(66) 95 641 9445

**Note:** Please make sure you send in your payment reciept. This helps us confirm your payment has been sent. Note that we are not responsible for any transactions fees.



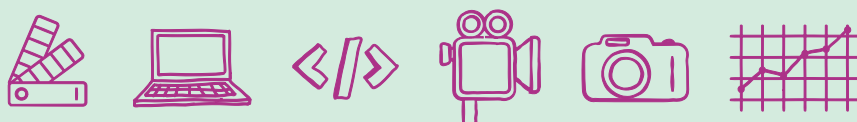
# Our graduates go on to have successful careers in web and tech.





We have full time accredited courses by the

**Ministry of Education Thailand**



**50+**

**Courses**


in graphic design, web design, web development, photography,  
videography & online marketing

*We look forward to adding you to this number*



# 9,000+

**Graduates**



# 100+

**Privately trained  
companies**

# 300,000+

**Hours**

of learning delivered



Web Courses Bangkok Academy is located in the heart of Bangkok's business district and easily accessible by public transport. We're a few steps from MRT Lumpini station (take exit 1, turn right and follow the signs) and the city's bustling riverfront and Chinatown are just a 10-15 minute taxi ride from our academy.

**Phone:** 02-6798607, 02-6798621

**Email:** [info@webcoursesbangkok.com](mailto:info@webcoursesbangkok.com)

**Address:** 1028/5 1st Floor, Pongamorn  
Building, 10120 Bangkok, Thailand



**[Webcoursesbangkok.com](http://Webcoursesbangkok.com)**

