




Front-end Dev With React JS

Course Guide



Course overview

Total price	According to student needs of hours
Duration	9 hours (recommended)
Schedule	3 sessions of 3 hour in-person instruction (recommended)
Type of class	Private 1-to-1
Level	Any
Language	English (Thai also available)
Class size	Maximum 8 students
Software	Visual Studio, Storybook, Reactide, BitBucket
Topics	Master the fundamental features of React, Build reusable components, Source code of Redux, Coding exercises, Integrate React with advanced browser features, even geolocation API's! Build beautiful apps, Different methods of building UI's through composition of components
How to apply	Email info@webcoursesbangkok to find out the next available course date.

"To come and study here was one of the best decisions I have made in my life"

Tseeka TK, Google review 5 stars

```
<div className="py-5">
  <div className="container">
    <Title name="our" title="Our Products" />
    <div className="row">
      <ProductConsumer>
        {(value) => {
          console.log(value)
        }}
      </ProductConsumer>
    </div>
  </div>
</div>
</React.Fragment>
```


ReactJS for front-end development. Powerful, easy to learn and easy to use

Designed for developers and designers with experience, the Front-end Development with React JavaScript (JS) course is designed to give you hands-on training and practice using React JS so you can learn how to build and launch a React app from start to finish.

Invest in yourself and your teams to learn React JS with lots of practice to be prepared with one of the most sought after skill sets in the tech industry.

Easy-to-learn API for front-end developers to enhance skills and back-end developers to learn React JS from scratch.

Dive into the source code of Redux to understand how React JS works behind the scenes so that you can use it with React and other JavaScript frameworks and libraries in the future.

Learn how to build front-end user interfaces using React JS's independent, isolated and reusable components so you can develop stunning and interactive app.

React is hot and trending. It's one of the most popular frontend technologies in the market;



Considering that super successful companies like Facebook and PayPal use React, that must mean that it's a truly useful library.

- Invest in yourself and your teams to learn React JS with lots of practice to be prepared with one of the most sought after skill sets in the tech industry
- Easy-to-learn API for front-end developers to enhance skills and back-end developers to learn React JS from scratch
- Dive into the source code of Redux to understand how React JS works behind the the scenes so that you can use it with React and other JavaScript frameworks and libraries in the future



We believe your success is our success



Our instructors are industry experts who have a wide range of professional experience, and up-to-date knowledge of software and workplace practices.

Turn theory into knowledge as you learn how to build front-end user interfaces using React JS. Our aim is to support your learning goals with hands-on industry training, career advice, and ongoing support and guidance.

Our classes are intentionally designed to be interactive and practical, so that you feel confident to share ideas as well as independently create your own designs.

You will receive additional resources such as class projects, worksheets, and online help, so you always feel supported and encouraged as you learn.

Our courses are constantly reevaluated and developed to give students the most relevant, up-to-date knowledge and skills. We want you to feel confident and prepared to take your first steps in a new direction—both personally and professionally.

Course outline

Week 1

Lesson	Theory	Practice
First React Application	ReactDOM, Elements and JSX followed by an overview in classes	Set up the portfolio application - the first project of the course.

Week 2

Lesson	Theory	Practice
Main React Concepts	Understand lifecycle methods and their purpose, starting with componentDidMount.	Make a fetch call within a React application to an external API to power the data behind a new component around Jokes.

Week 3

Lesson

Theory

Practice

Core react project

This last lesson is mainly practice but we do cover the planning of the project.

Video sharing application with filtering and sorting.

Our teaching philosophy

We want you to feel confident and prepared to take your first steps in a new direction—both personally and professionally.

Personalised learning system

We work with you individually to gain confidence and become prepared to take your first steps in a new direction—both personally and professionally.

Practical

We show you how to use industry-specific tools and programs, so you get lots and lots of practice and feel confident to use them independently.

Real-world applications

Our industry expert instructors are with you every step of the way, providing guidance through problem-solving and sharing valuable real world experiences.

Friendly

Our industry expert instructors create a relaxed and friendly atmosphere, so you feel comfortable, have fun, and enjoy participating.

*Here's what you'll be able to do after the course^{*11}*



Work from scratch

Have a clear understanding of how React JS works from scratch . Build stunning, interactive and powerful front-end interfaces using the power of React. make sense for your business



Use Redux

Feel confident using Redux



Build JS app

Build a React JS app from start to finish

Payment

Early bird 10% off

Book and pay 30 days in advance
and save 10% off your total

Refer a friend

Invite your friends and receive a
500 baht discount per referral -
or, book as a group and receive
special pricing!

Payment terms

According to student needs

50% deposit to confirm your place and
50% on the first day of the course.

Payment options

- PayPal
- Credit Card (+3% charges)
- Bank transfer
- Monthly installments (with 0% interest)
- Omise (+3.56 % Chares)

Account details

Bank: Kasikorn Bank

Name: Web Consulting Bangkok Co.,Ltd.

Branch: Sukhumvit 21

Account number: 611-2-04400-9

SWIFT: KASITHBK

Company details

Address: Web Consulting Bangkok
Co., Ltd (Branch 1)

1028/5 1st Floor, Pongamorn Building,
10120 Bangvkok, Thailand

Phone: +(66) 2-6798607,

Direct: +(66) 95 641 9445

Note: Please make sure you send in your payment reciept. This helps us confirm your payment has been sent. Note that we are not responsible for any transactions fees.

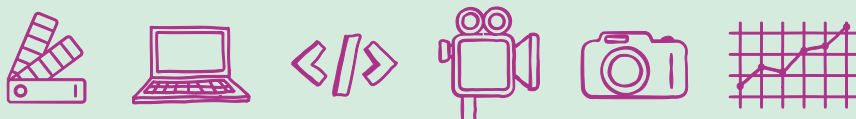
Our graduates go on to have successful careers in web and tech.





We have full time accredited courses by the

Ministry of Education Thailand



50+

Courses


in graphic design, web design, web development, photography,
videography & online marketing

We look forward to adding you to this number



9,000+

Graduates



100+

**Privately trained
companies**

300,000+

Hours

of learning delivered



Web Courses Bangkok Academy is located in the heart of Bangkok's business district and easily accessible by public transport. We're a few steps from MRT Lumpini station (take exit 1, turn right and follow the signs) and the city's bustling riverfront and Chinatown are just a 10-15 minute taxi ride from our academy.

Phone: 02-6798607, 02-6798621

Email: info@webcoursesbangkok.com

Address: 1028/5 1st Floor, Pongamorn
Building, 10120 Bangkok, Thailand



Webcoursesbangkok.com

