




Adobe After Effects

Course Guide

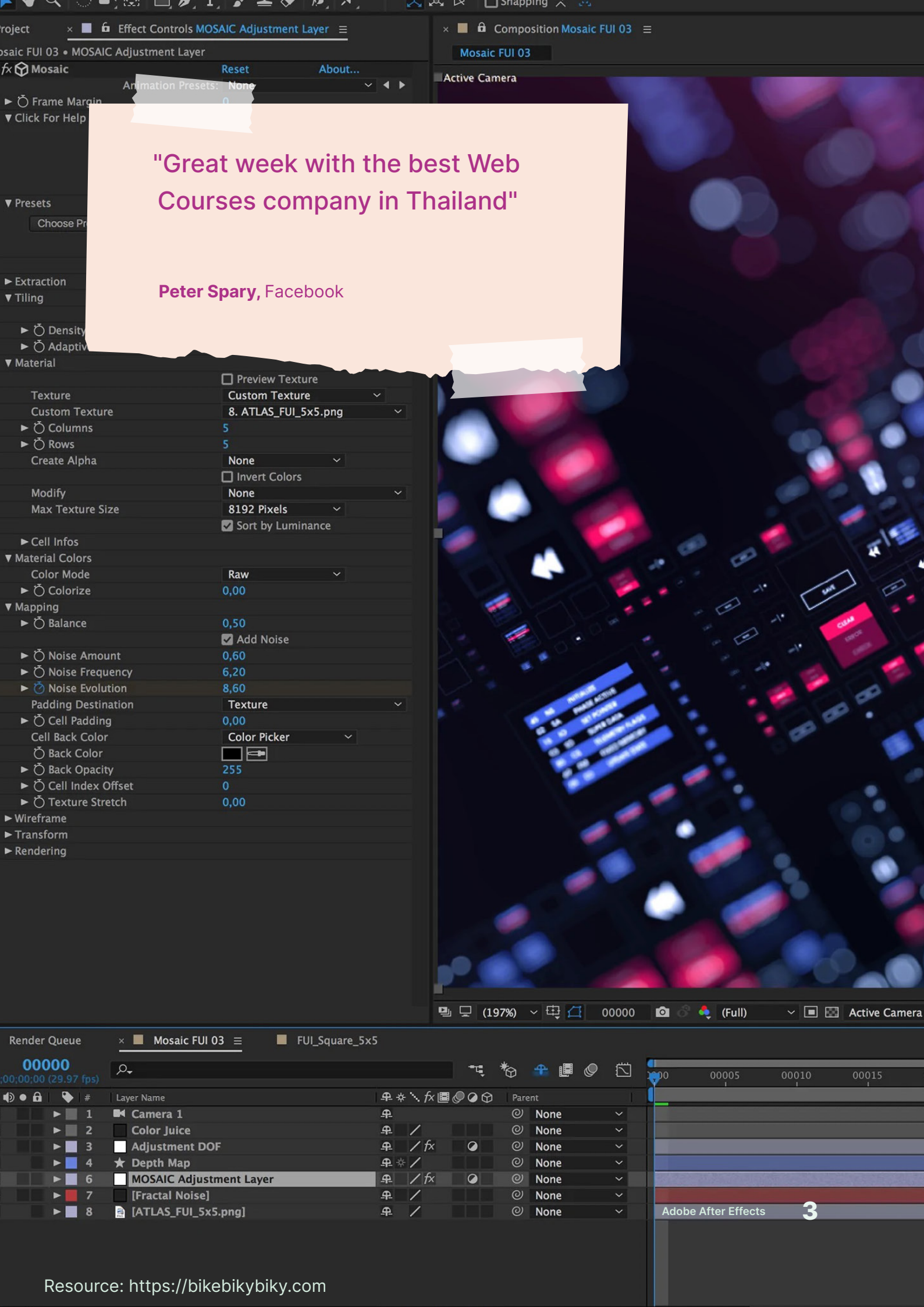


Course overview

Total price	14,000 baht
Duration	Total 8 hours
Schedule	2 sessions of 4 hours in-person lesson OR 4 sessions of 2 hours online lesson
Type of class	Learn from anywhere in the world and set your own schedule
Level	Beginners
Language	English (Thai also available)
Class size	Maximum 8 students
Software	Adobe After Effects
Topics	Learn essential skills, Create animations, Learn the most powerful structured technique to create a full Animation Project, Start learning Motion Graphics techniques and how to create them in After Effects, Design titles
How to apply	Email info@webcoursesbangkok.com to find out the next available course date.

"Great week with the best Web Courses company in Thailand"

Peter Spary, Facebook



Put your creativity into motion.

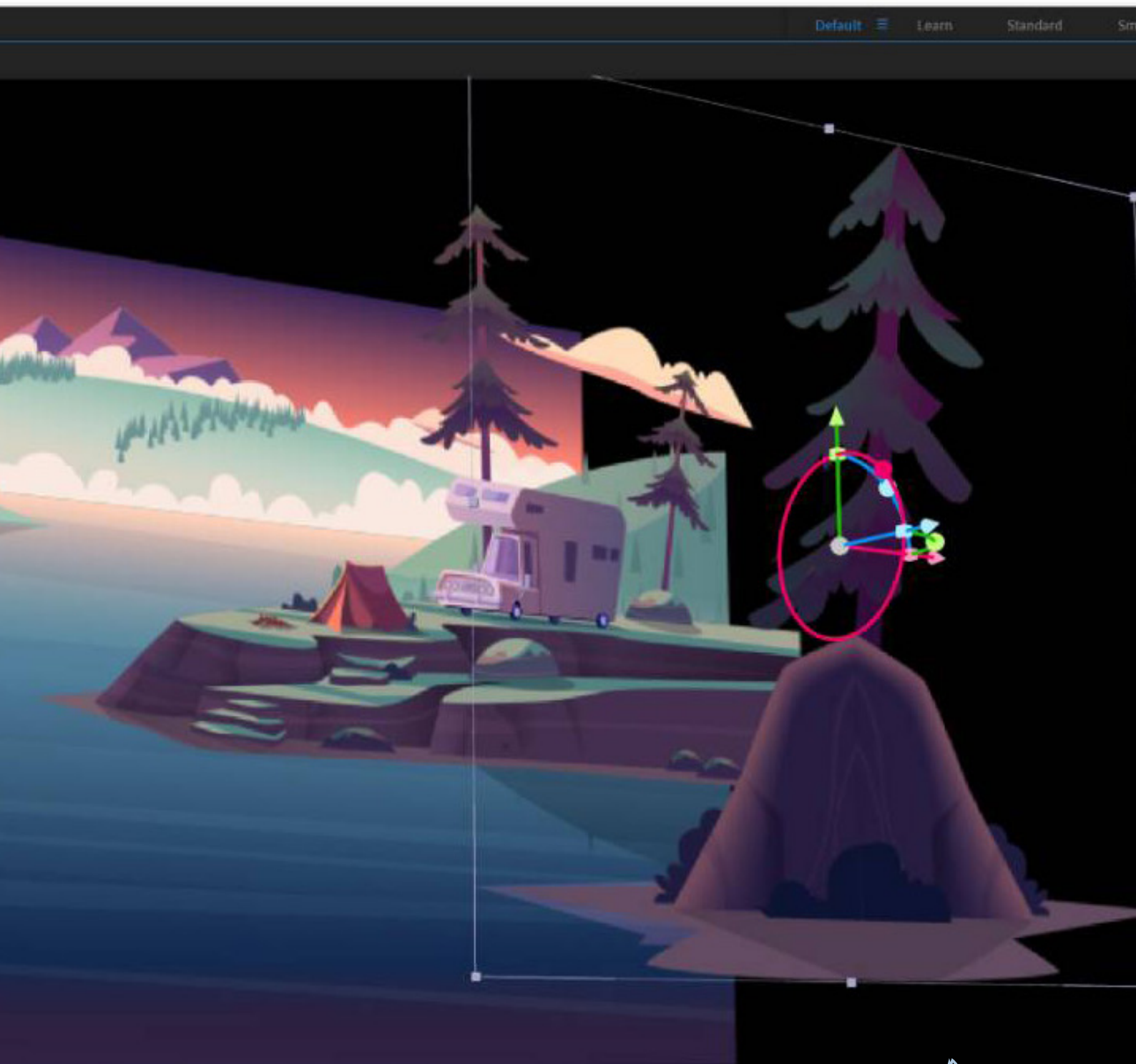
Learning After Effect can be a handful. Having the right friendly expert to guide you step-by-step can make your learning a lot more manageable.

Find your way around Adobe After Effects and understand how it fits into the post-production process so you can see how to add visual effects, motion graphics and animation to edited content such as video

Dive in and start creating motion graphics, animations, and visual effects using a structured technique so you will have the full suite of skills to make the most of Adobe After Effects tools and effects library for your own projects or client work.

Learn how to use Adobe After Effects to create the 4-Phase walk for a character; create graphics using the right tools; use all the motion graphics properties and methods; apply the most useful visual effects for graphics; import and animate Adobe Illustrator graphics; and lots more so you can creatively take your visual projects to the next level

See the power of Adobe After Effects for title design, motion blur, movement, multilayer sequences with keyframing so you can choose the right effect for your projects.



Create a professional looking motion graphic for your brand marketing.

Increase the value of your brand through moving graphics and visual effects

- Create full Motion Graphics Animation Videos in After Effects, from stunning video intros to visual effects for your projects.
- See how AE and PS collaborate with Premier to make your projects really come to life.
- Learn about the powerful motion graphics, filters and visual effects you can easily work with for a variety of personal projects or for your business.



We believe your success is our success



"Our instructors are industry experts who have a wide range of professional experience, and up-to-date knowledge of software and workplace practices.

Turn theory into knowledge as you learn to create 2D, 2.5D animation, Title animation and more. Our aim is to support your learning goals with hands-on industry training, career advice, and ongoing support and guidance.

Our classes are intentionally designed to be interactive and practical, so that you feel confident to share ideas as well as independently create your own designs.

You will receive additional resources such as class projects, worksheets, and online help, so you always feel supported and encouraged as you learn.

Our courses are constantly reevaluated and developed to give students the most relevant, up-to-date knowledge and skills. We want you to feel confident and prepared to take your first steps in a new direction—both personally and professionally. "

Course outline

Week 1

Lesson	Theory	Practice
The Basic	Dive into basic workspace setup, tools and Adobe After Effects' nature	A step by step follow-through. Create a short mock-up project in order to have a material to work with
Building A Strong Foundation	The workflow to increase efficiency.	Continue with the mock project. Let the student create a short motion graphic video to demonstrate their understanding.

Week 2

Lesson	Theory	Practice
The Effect	What are some useful After Effect's effects.	Create a piece of stand-alone motion graphic.
Effect And Video	Learn how to add effect to an imported video. Get familiar with tools.	Create a piece of visual effect video.

Our teaching philosophy

We want you to feel confident and prepared to take your first steps in a new direction—both personally and professionally.

Personalised learning system

We design our courses using the 4MAT Model, which approaches learning in a holistic way combining the left-brain and right-brain, so you will learn topics and skills in a unique way that enables you to use them in the real-world with confidence.

Practical

We show you how to use industry-specific tools and programs, so you get lots and lots of practice and feel confident to use them independently.

Real-world applications

Our industry expert instructors are with you every step of the way, providing guidance through problem-solving and sharing valuable real world experiences.

Friendly

Our industry expert instructors create a relaxed and friendly atmosphere, so you feel comfortable, have fun, and enjoy participating.

*Here's what you'll be able to do after the course^{*11}*



Title design

Take your video and motion graphics content one step further with title design and visual effects



Use Templates

Know how to import vector graphics from Adobe Illustrator and animate them for your business or projects



Composing and export

Know to how use After Effects filters and effects to create stunning work and export it for use.

Payment

Early bird 10% off

Book and pay 30 days in advance
and save 10% off your total

Refer a friend

Invite your friends and receive a
500 baht discount per referral -
or, book as a group and receive
special pricing!

Payment terms

Total price 14,000 baht

50% deposit to confirm your place and
50% on the first day of the course.

Payment options

- PayPal
- Credit Card (+3% charges)
- Bank transfer
- Monthly installments (with 0% interest)
- Omise (+3.56 % Chares)

Account details

Bank: Kasikorn Bank

Name: Web Consulting Bangkok Co.,Ltd.

Branch: Sukhumvit 21

Account number: 611-2-04400-9

SWIFT: KASITHBK

Company details

Address: Web Consulting Bangkok
Co., Ltd (Branch 1)

1028/5 1st Floor, Pongamorn Building,
10120 Bangvkok, Thailand

Phone: +(66) 2-6798607,

Direct: +(66) 95 641 9445

Note: Please make sure you send in your payment reciept. This helps us confirm your payment has been sent. Note that we are not responsible for any transactions fees.

Our graduates go on to have successful careers in web and tech.





We have full time accredited courses by the

Ministry of Education Thailand



50+

Courses


in graphic design, web design, web development, photography,
videography & online marketing

We look forward to adding you to this number



9,000+

Graduates



100+

**Privately trained
companies**

300,000+

Hours

of learning delivered



Web Courses Bangkok is located in the heart of Bangkok's business district and easily accessible by public transport. We're a few steps from MRT Lumpini station (take exit 1, turn right and follow the signs) and the city's bustling riverfront and Chinatown are just a 10-15 minute taxi ride from our academy.

Phone: 02-6798607, 02-6798621

Email: info@webcoursesbangkok.com

Address: 1028/5 1st Floor, Pongamorn Building, 10120 Bangkok, Thailand



Webcoursesbangkok.com

